

Nifty Snapshot

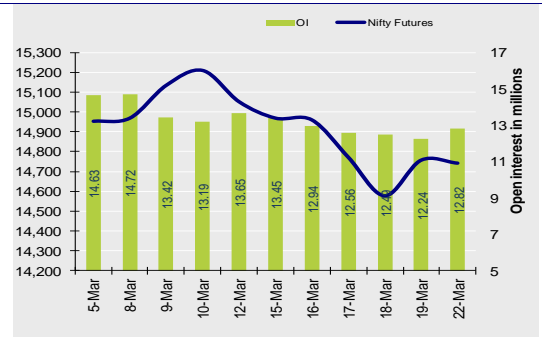
	Close	Prv Cl.	Ab chg	% chg
Spot	14,736.4	14,744.0	-7.60	-0.05
Futures	14,741.6	14,756.4	-14.85	-0.10
OI (ml shr)	12.82	12.24	0.58	4.71
Vol (lots)	191760	270566	-78806	-29.1
COC	5.20	12.45	-7.25	-58.2
PCR-OI	1.14	1.20	-0.07	-5.4

Market Summary:

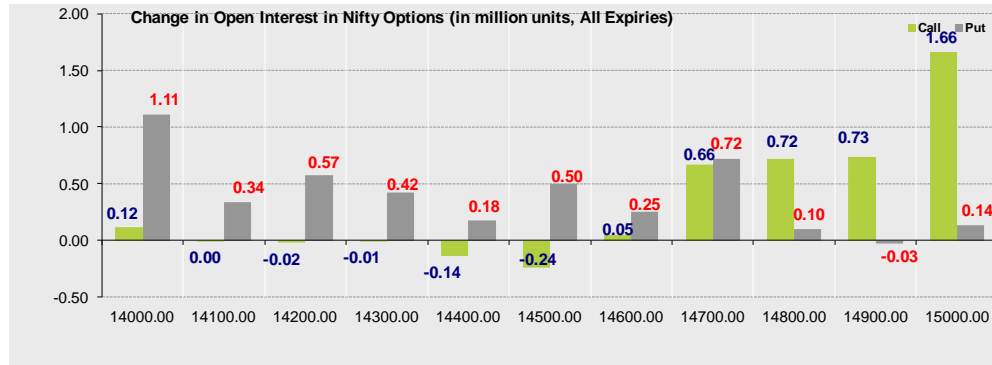
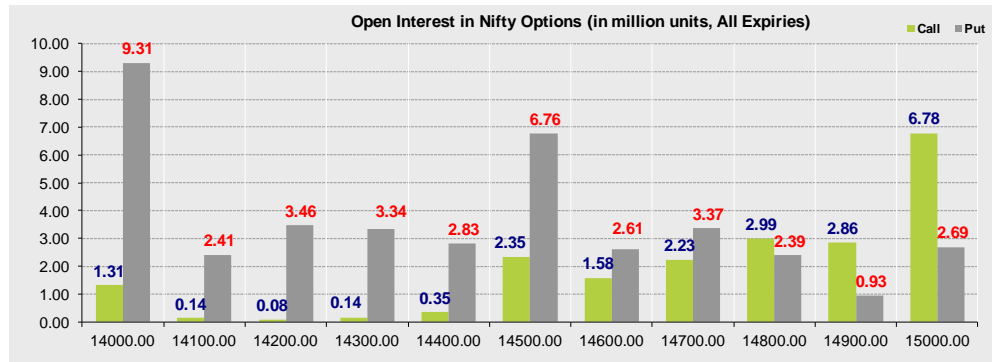
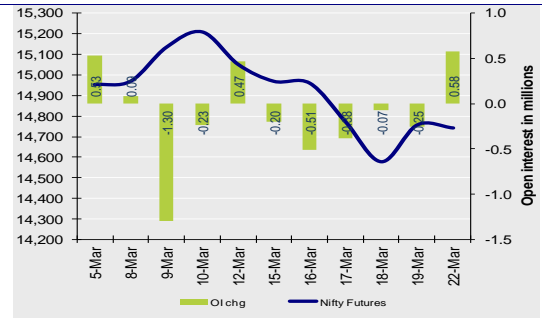
- Indian markets closed on a negative note where selling was mainly seen in Banking, Auto, Finance sectors. Nifty March Future closed at 14741.6 (down 14.85 points) at a premium of 5.20 pts to spot.
- FII's were net sellers in Cash to the tune of 787 Cr and were net sellers in index futures to the tune of 18.01 Cr.
- India VIX increased by 2.52% to close at 20.49 touching an intraday high of 21.23.

Open Interest in Nifty Options:

Nifty Futures Price v/s OI



Nifty Futures Price v/s Change in OI



Institutional Activity in previous trading session

(in Rs cr.)	Buy	Sell	Net
Index Futures	5867.30	5885.31	-18.01
Index Options	344617.10	343256.13	1360.97
Stock Futures	40007.48	39732.18	275.30
Stock Options	14133.65	13976.78	156.87
FII Cash	6,436.46	7,223.44	-786.98
DII Cash	4,659.69	4,116.99	542.70

Net FII Activity (in Rs cr.)

Date	Idx Fut	Stk Fut	Idx Opt	Cash
22-Mar	-18.0	275.3	1361.0	-787
19-Mar	1507.0	1496.2	1036.7	1418
18-Mar	361.3	859.3	7157.5	1258
17-Mar	-6.1	-53.3	652.3	2626
16-Mar	275.2	293.0	-705.5	1692
15-Mar	-497.1	-801.0	2886.0	-1101

- The above second chart shows previous trading day's change in Nifty options where Addition in OI were seen in 14700, 14500, 14300 strike Puts and at 15000, 14900, 14800, 14700 strike Calls indicating sideways undertone in the market in the near term.

- Highest OI build-up is seen at 15000 strike Call and 14000 strike Put, to the tune of 6.78mn and 9.31mn respectively.

Outlook on Nifty:

- Index is likely to open on a flattish note today and is likely to remain range-bound during the day.

Technical Pivot (Intraday):

	S2	S1	PIVOT	R1	R2
NIFTY	14525	14635	14705	14815	14885
BANKNIFTY	32985	33335	33765	34110	34540

Volume Buzzers (Contract wise)

Symbol	Current Volume	Volume Change	Price Chg	One Month Avg
ADANIPTS	20353	329%	5.1%	8114
ADANIENT	15243	283%	11%	7232
GMRINFRA	5292	201%	0.8%	1736
IDEA	569	147%	2.5%	3337
APLLTD	390	145%	2.9%	335
ACC	8272	138%	5.7%	4093
PAGEIND	1673	136%	4.7%	1460
AUROPHARM	8286	111%	2.0%	5456
IBULHSGFIN	9139	100%	-1.1%	7123
COLPAL	2190	90%	0.0%	1145

Stock Ideas

- ITC & RELIANCE calls of strike 230 & 2100 respectively were amongst the most active Calls whereas ITC & RELIANCE puts of strike 210 & 2000 respectively were amongst most active Puts.
- UBL & AMARAJABAT are likely to show good strength whereas PVR & HEROMOTOCO are likely to show weakness in today's trading session.

(Price is in Rs; OI is in million units; Price chg and OI chg are in percentage) **NB RESEARCH**

Fresh Longs seen in:

Script	Price	Price chg	OI	OI Chg
UBL	1249.9	3.2	1.5	13.9
TRENT	803.1	0.2	0.7	11.1
MUTHOOTFIN	1239.7	0.3	3.5	10.6

Fresh Shorts seen in:

Script	Price	Price chg	OI	OI Chg
PVR	1331.9	-2.5	1.9	18.6
COFORGE	2930.3	-1.5	0.6	12.3
ONGC	109.9	-0.6	43.4	10.2

Short Covering seen in:

Script	Price	Price chg	OI	OI Chg
AMARAJABAT	875.7	0.7	2.8	-14.1
MGL	1125.1	0.6	1.2	-7.4
ICICIPRULI	438.0	1.6	9.2	-6.5

Long Unwinding seen in:

Script	Price	Price chg	OI	OI Chg
HEROMOTOCO	3102.1	-0.9	3.8	-8.5
SBILIFE	902.7	-0.5	6.4	-3.9
BHARATFORG	596.0	-0.7	5.4	-3.7

Technical Pivot (Intraday):

Script Name	S2	S1	PIVOT	R1	R2
UBL	1179	1215	1236	1271	1292
PVR	1304	1318	1335	1349	1366
AMARAJABAT	861	868	873	880	885
HEROMOTOCO	3056	3079	3113	3136	3169

FROM THE EQUITY DERIVATIVE DESK:

NIRAV HARISH CHHEDA
SENIOR DERIVATIVES AND TECHNICAL ANALYST
E-Mail: nirav.chheda@nirmalbang.com
Tel no: 6273-8199/8000

AMIT BHUPTANI
DERIVATIVES AND TECHNICAL ANALYST
E-Mail: amit.bhuptani@nirmalbang.com
Tel no: 6273-8242/8000

Disclaimer

Nirmal Bang Securities Private Limited (hereinafter referred to as "NBSPL") is a registered Member of National Stock Exchange of India Limited, Bombay Stock Exchange Limited and MCX stock Exchange Limited. We have been granted certificate of Registration as a Research Analyst with SEBI. Registration no. is INH000001766 for the period 23.09.2015 to 22.09.2020.

NBSPL or its associates including its relatives/analyst do not hold any financial interest/beneficial ownership of more than 1% in the company covered by Analyst (in case any financial interest is held kindly disclose)

NBSPL or its associates/analyst has not received any compensation from the company covered by Analyst during the past twelve months. NBSPL /analyst has not served as an officer, director or employee of company covered by Analyst and has not been engaged in market making activity of the company covered by Analyst.

The views expressed are based solely on information available publicly and believed to be true. Investors are advised to independently evaluate the market conditions/risks involved before making any investment decision.

Stock Name	Call (Buy/Sell)	Entry price	Targets	Stop Loss	Duration	Status

NIFTY50 Options OI (CE OI = Resistance) (PE OI = Support)

Symbol	Highest CE OI	Highest PE OI	CMP
ADANIPTS	800	700	724
ASIANPAINT	2500	2300	2429
AXISBANK	850	700	718
BAJAJ-AUTO	4000	3700	3670
BAJAJFINSV	10500	9000	9415
BAJFINANCE	5500	5000	5400
BHARTIARTL	600	500	529
BPCL	450	400	436
BRITANNIA	3600	3500	3563
CIPLA	900	730	774
COALINDIA	160	135	136
DIVISLAB	3600	3300	3409
DRREDDY	4500	4200	4358
EICHERMOT	3000	2500	2678
GAIL	150	140	137
GRASIM	1400	1200	1418
HCLTECH	1000	900	978
HDFC	2700	2500	2531
HDFCBANK	1600	1460	1473
HDFCLIFE	750	700	682
HEROMOTOCO	3500	3000	3102
HINDALCO	340	310	340
HINDUNILVR	2400	2200	2353
ICICIBANK	600	550	575
ITC	230	210	226

NIFTY50 Options OI (CE OI = Resistance) (PE OI = Support)

Symbol	Highest CE OI	Highest PE OI	CMP
INDUSINDBK	1100	1000	971
INFY	1400	1200	1373
IOC	105	100	96
JSWSTEEL	450	400	446
KOTAKBANK	2000	1700	1827
LT	1600	1400	1402
M&M	900	810	853
MARUTI	8000	7000	7106
NESTLEIND	17000	16500	16641
NTPC	115	100	110
ONGC	120	100	110
POWERGRID	230	200	224
RELIANCE	2200	2000	2067
SBILIFE	1000	900	903
SBIN	400	350	368
SHREECEM	30000	26000	27051
SUNPHARMA	600	600	591
TATAMOTORS	350	290	303
TATASTEEL	800	700	744
TCS	3200	3000	3129
TECHM	1100	900	1014
TITAN	1540	1400	1464
ULTRACEMCO	7000	6000	6746
UPL	650	600	629
WIPRO	450	400	415

DISCLOSURES

Research Reports that are published by Nirmal Bang Securities Private Limited (hereinafter referred to as "NBSPL") are for private circulation only. NBSPL is a registered Research Analyst under SEBI (Research Analyst) Regulations, 2014 having Registration no. INH000001766. NBSPL is also a registered Stock Broker with National Stock Exchange of India Limited, BSE Limited, Metropolitan Stock Exchange of India Limited, Multi Commodity Exchange of India Limited, National Commodity and Derivative Exchange Limited and Indian Commodity Exchange Limited in cash and Equity and Commodities derivatives segments.

NBSPL has other business divisions with independent research teams separated by Chinese walls, and therefore may, at times, have different or contrary views on stocks and markets.

NBSPL or its associates have not been debarred / suspended by SEBI or any other regulatory authority for accessing / dealing in securities Market. NBSPL, its associates or analyst or his relatives do not hold any financial interest (Except Investment) in the subject company. NBSPL or its associates or Analyst do not have any conflict or material conflict of interest at the time of publication of the research report with the subject company. NBSPL or its associates or Analyst or his relatives may or may not hold beneficial ownership of 1% or more in the subject company at the end of the month immediately preceding the date of publication of this research report.

NBSPL or its associates / analyst has not received any compensation / managed or co-managed public offering of securities of the company covered by Analyst during the past twelve months. NBSPL or its associates have not received any compensation or other benefits from the company covered by Analyst or third party in connection with the research report. Analyst has not served as an officer, director or employee of Subject Company. NBSPL / analyst has not been engaged in market making activity of the subject company. Analyst Certification: The research analysts and authors of these reports, hereby certify that the views expressed in this research report accurately reflects my/our personal views about the subject securities, issuers, products, sectors or industries. It is also certified that no part of the compensation of the analyst(s) was, is, or will be directly or indirectly related to the inclusion of specific recommendations or views in this research. The analyst(s) principally responsible for the preparation of this research report and has taken reasonable care to achieve and maintain independence and objectivity in making any recommendations.

DISCLAIMER

This report is for the personal information of the authorized recipient and does not construe to be any investment, legal or taxation advice to you. NBSPL is not soliciting any action based upon it. Nothing in this research shall be construed as a solicitation to buy or sell any security or product,

or to engage in or refrain from engaging in any such transaction. In preparing this research, we did not take into account the investment objectives, financial situation and particular needs of the reader.

This research has been prepared for the general use of the clients of NBSPL and must not be copied, either in whole or in part, or distributed or redistributed to any other person in any form. If you are not the intended recipient you must not use or disclose the information in this research in any way. Though disseminated to all the customers simultaneously, not all customers may receive this report at the same time. NBSPL will not treat recipients as customers by virtue of their receiving this report. This report is not directed or intended for distribution to or use by any person or entity resident in a state, country or any jurisdiction, where such distribution, publication, availability or use would be contrary to law, regulation or which would subject NBSPL & its group companies to registration or licensing requirements within such jurisdictions.

The report is based on the information obtained from sources believed to be reliable, but we do not make any representation or warranty that it is accurate, complete or up-to-date and it should not be relied upon as such. We accept no obligation to correct or update the information or opinions in it. NBSPL or any of its affiliates or employees shall not be in any way responsible for any loss or damage that may arise to any person from any inadvertent error in the information contained in this report. NBSPL or any of its affiliates or employees do not provide, at any time, any express or implied warranty of any kind, regarding any matter pertaining to this report, including without limitation the implied warranties of merchantability, fitness for a particular purpose, and non-infringement. The recipients of this report should rely on their own investigations.

This information is subject to change without any prior notice. NBSPL reserves its absolute discretion and right to make or refrain from making modifications and alterations to this statement from time to time. Nevertheless, NBSPL is committed to providing independent and transparent recommendations to its clients, and would be happy to provide information in response to specific client queries.

Before making an investment decision on the basis of this research, the reader needs to consider, with or without the assistance of an adviser, whether the advice is appropriate in light of their particular investment needs, objectives and financial circumstances. There are risks involved in securities trading. The price of securities can and does fluctuate, and an individual security may even become valueless. International investors are reminded of the additional risks inherent in international investments, such as currency fluctuations and international stock market or economic conditions, which may adversely affect the value of the investment. Opinions expressed are subject to change without any notice. Neither the company nor the director or the employees of NBSPL accept any liability whatsoever for any direct, indirect, consequential or other loss arising from any use of this research and/or further communication in relation to this research. Here it may be noted that neither NBSPL, nor its directors, employees, agents or representatives shall be liable for any damages whether direct or indirect, incidental, special or consequential including lost revenue or lost profit that may arise from or in connection with the use of the information contained in this report.

Copyright of this document vests exclusively with NBSPL.

Our reports are also available on our website www.nirmalbang.com